

NIRIMBA FIELDS PUBLIC SCHOOL

Nurture • Flourish • Persist • Succeed

Meet the Teacher -
Kindergarten
3:15 - 4:00pm

25 February 2025



Kindergarten Team



Mrs Wendy Leotta
K Lilac
Classroom Teacher
Assistant Principal – Early
Stage One



Miss Erin Foster
K Fuchsia
Classroom Teacher




Miss Kaitlyn Nutt
K Nectarine
Classroom Teacher



School Hours and Bell Times

School Hours: 9am-3pm

Bell Times:



8:30am – 9:00am	Student Supervision begins
9:00am – 11:00am	Class Instruction
10:55am – 11:00am	Supervised Eating time
11:00 am – 11:30am	Recess – Play break
11:30am – 1:20pm	Class Instruction
1:20pm – 1:30pm	Supervised Eating time
1:30pm – 2:00pm	Lunch – Play break
2:00pm – 3:00 pm	Class Instruction



Communication

Our goal is to keep our community informed. We use the following methods for communicating information.

School Website

<https://nirimbafields-p.schools.nsw.gov.au/>

Facebook

Please follow us on Facebook for updates and snapshots of our events and successes at NFP

School Bytes

Private parent portal to access notes, outstanding fees and submit attendance.

School Email

nirimbafields-p.school@det.nsw.edu.au

Telephone

02 8801 6100



School Bytes



School Bytes

Parent App

Available now!
Download on the App Store or Google Play by clicking the image below.



Key Features

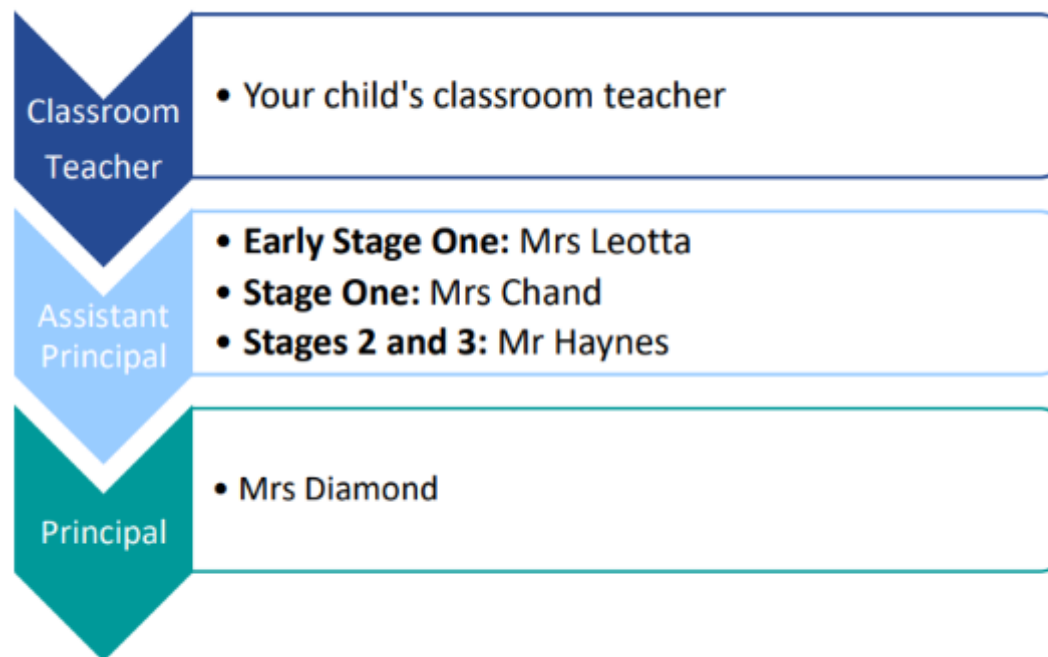
- Get real time push notifications from your school
- Stay signed in and save your card for secure payments for fees and excursions
- Give consent, sign forms and respond to attendance alerts
- View the school calendar and news



Please turn on your notifications for the School Bytes app.



Communication

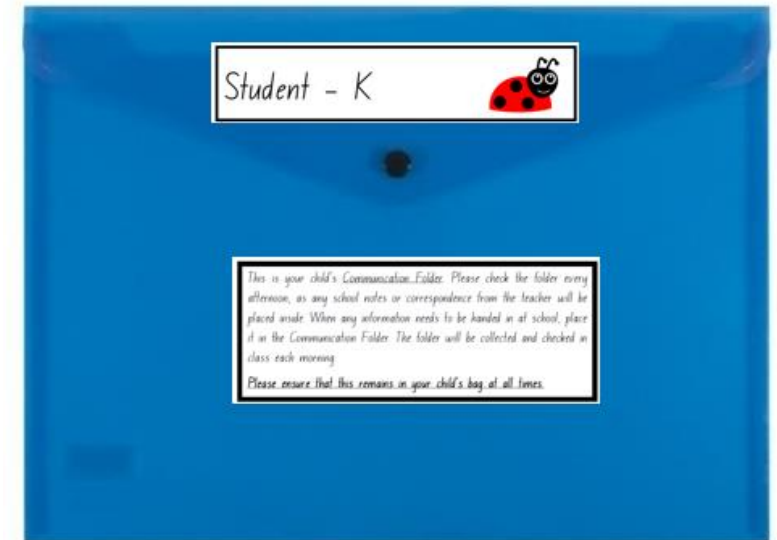


- Emails to staff are to be sent to the school email address as provided above.
- Write the staff members name in the subject section, for example, Attention: Mrs Brown.



Communication Folders

- All students in K-2 have a communication folder.
- Please check the folder each evening for correspondence from the school or teacher.
- Please empty the folder each evening.
- When information needs to be handed in at school, please place it in the communication folder.
- This folder must remain in your child's bag **at all times**.



Morning Routines

MORNINGS

- Students to arrive between 8:30-9am
- At 9am, students assemble under the COLA and line up in their class lines.
- Students are asked to be sitting in their class line by the last chime of the bell.
- The side gate next to our COLA will be locked at 9am.
- Late arrivals must report to the office and get a late slip.



WET WEATHER MORNINGS

- K-2 students are encouraged to wear a raincoat. No umbrellas please.
- If it is raining heavily in the morning, then students will go straight to their classroom.



Afternoon Routines

AFTERNOONS

- 3pm pick up – Please be on time.
- K-2 students will wait under the COLA for parent/carer pick up
- If you make arrangements for someone else to pick up your child other than carers (i.e. grandparents), then please let the school know as early as possible via email or phone call.
- Students in Years 3-6 will exit past the office and wait at the front of the school under the sheltered area. If they have a sibling in K-2, they can meet them under the COLA.
- K-2 pick up arrangements note went home earlier this term (i.e. kiss and drop, collected by an older sibling etc.).
- On entry to the school, we kindly ask that parents and families use the side entrance to the COLA, collect their K-2 child and exit via the stairs or ramp heading up to classrooms and make their exit past the office, and back down the ramp.
- This loop around the school, will ensure the smooth and safe exit of all families.



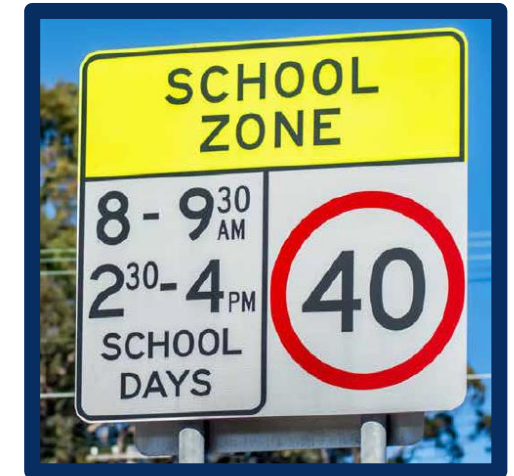
WET WEATHER AFTERNOONS

- K-2 students are encouraged to wear a raincoat. No umbrellas please.



Kiss and Drop

- The 'Kiss and Drop' traffic zone has particular rules, and both local Council Rangers and NSW Police regularly patrol this area. The 'Kiss and Drop' zone is located on Nabthorpe Parade and operates between 8.00 am to 9:30 am and 2:30 pm to 4.00 pm.
- A teacher supervises students at the 'Kiss and Drop' zone located at the front of the school, both in the morning, from 8.30am and in the afternoon, from 3.00pm.
- The 'Kiss and Drop' is a **no parking area** and **drivers have a maximum of two minutes** to drop-off or pick-up their passengers. The driver has to be **within three metres of the vehicle** at all times.
- **Safety tips for drivers using the 'Kiss and Drop' zone:**
 - Always drop off or pick up your child from the designated zone and follow the school's procedures
 - Drivers should remain in their vehicles, at all times, in the Kiss and Drop zone
 - Make sure children use the Safety Door (the rear footpath side door) to get in and out of the car
 - Always park legally.
 - U-turns and three-point turns are banned, at all times, on Nabthorpe Parade in front of the school.
- **Safety tips for students:**
 - Always get in and out of the vehicle through the Safety Door, the rear footpath-side door
 - Stay buckled up until the vehicle has stopped in the Kiss and Drop area
 - Make sure your school bag and other items are in a safe position, such as on the floor
 - Be ready to get out of the vehicle with your belongings when the car has stopped, and you have unbuckled your seatbelt.
 - It is important that you discuss your pick-up arrangements with your child **every** day, so they are certain of where to meet you. Please communicate any changes or issues directly to your child's class teacher.



Kiss and Drop

Safety tips for school zones

<p>EXITING THE CAR ✓</p> <p>Make sure children use the footpath-side door when getting in and out of a car.</p>	<p>APPLY BRAKE ✓</p> <p>Make sure the park brake is applied when the vehicle is stationary.</p>
<p>PARKING ✗</p> <p>NEVER double park.</p>	<p>CROSSING ✗</p> <p>NEVER park across a pedestrian crossing.</p>
<p>NO U-TURNS ✗</p> <p>NEVER undertake a U-turn in close proximity to the school.</p>	<p>NO 3 POINT TURNS ✗</p> <p>NEVER undertake a three-point turn in close proximity to the school.</p>

Safety tips for school zones

<p>BUCKLE UP ✓</p> <p>Stay buckled up until the vehicle has stopped.</p>	<p>STORE ITEMS ✓</p> <p>Make sure your school bag and other items are in a safe position.</p>	<p>BE READY</p> <p>Be ready to get out of the car with your belongings when the car has stopped and you have unbuckled your seat belt.</p>	<p>EXIT SAFELY</p> <p>Always get in and out of the back seat through the safety door - the rear foot path-side door.</p>
---------------------------------------------------------------------------------	------------------------------------------------------------------------------------------------------	---------------------------------------------------------------------------------------------------------------------------------------------------	---------------------------------------------------------------------------------------------------------------------------------

Demerit points

* The Demerit Points Scheme is a national program that allocates penalty points (demerits) for a range of driving offences. A driver who has not committed any offences has 'zero' points. If you commit an offence that carries demerit points, the points are added to your driving record. If you incur the threshold number of demerit points within a three-year period, a licence suspension or refusal is applied. The three-year period is calculated between the dates the offences were committed. It ends on the day your most recent offence was committed.

For further information regarding demerit points please visit: www.transport.nsw.gov.au/roadsafety/topics-tips/demerit-points

SCHOOL ZONE OFFENCES WHAT ARE YOU RISKING? *

FACT Children are small, harder to see, behave unpredictably and are extremely vulnerable. They need YOU to take extra care when driving and parking around school zones.

NO PARKING **NO WAITING.** You have **2 minutes** to drop-off or pick-up. You must stay within **3 metres** of your vehicle.

PENALTIES FROM \$194 +2 DEMERIT POINTS

NO STOPPING You must **not stop** on a length of road with a no stopping sign. The first 10 metres from an intersection is a no stopping zone. **Yellow kerb lines** are also a No Stopping zone.

PENALTIES FROM \$349 +2 DEMERIT POINTS

BUS ZONE Only a public bus can stop in a bus zone.

PENALTIES FROM \$349 +2 DEMERIT POINTS

MOBILE PHONES Extra fines apply for using a mobile phone in a school zone.

PENALTIES FROM \$464 +5 DEMERIT POINTS
May be subject to Double Demerits

SPEEDING OFFENCES 40km/h is the limit. Children are vulnerable, so slow down in school zones.

PENALTIES FROM \$200 +2 DEMERIT POINTS
May be subject to Double Demerits

PEDESTRIAN CROSSING

- In a queue of traffic, no part of your vehicle can stop on a pedestrian crossing.
 - Do not let your child in or out of a vehicle at a pedestrian crossing as this is a No Stopping zone.
- PENALTIES FROM \$464 +3 DEMERIT POINTS**

DRIVEWAYS & FOOTPATHS

Do not park on or across a driveway or footpath.

PENALTIES FROM \$344 +2 DEMERIT POINTS

U TURNS

U turns are illegal on or near a pedestrian crossing and across a double white line.

PENALTIES FROM \$349 +3 DEMERIT POINTS

DOUBLE PARKING

Double parking is illegal and is very dangerous in a school zone.

PENALTIES FROM \$349 +2 DEMERIT POINTS

*Fines current as of 11 November 2020. Fines and demerit points are subject to change. For more information check out the NSW Centre for Road Safety website.



Eating at School

There will be three opportunities for your child to refuel throughout the school day.

- Crunch&Sip – morning session
 - A time to eat fruit or vegetables and sip water
 - Please ensure that your child's drink bottle is labelled with your child's name
- Recess eating time - 10:55am
- Lunch eating time – 1:20pm
- Teach your child how to open and close their containers and place their lunchbox in their bag.
- Pack cutlery, if needed
- Ensure food can be eaten without reheating
- Use ice-packs
- Minimise the number of containers your child is carrying to the playground.
- Label all personal items with your child's name.



Don't forget to pack Crunch&Sip® every day...
Crunch&Sip® is a set time for your child to eat vegetables or fruit and drink water in the classroom.

WATER + **VEGIES** or **FRUIT**

The infographic shows a white water bottle with a green label, a carrot, a bunch of celery, a bowl of mixed vegetables, a bowl of strawberries, a bowl of kiwi, and a bowl of orange slices. The website www.crunchandsip.com.au is listed at the bottom.



Recess and Lunch

- Eating time is held in classrooms.
- Students who have not finished eating can continue to eat their food in the playground although they must be seated.
- Labelled class tubs are located under the COLA for students to place their food containers inside for safe keeping and require collection at the end of playtime.



Allergies

We have students attending our school who have severe allergic reactions to peanuts and nut products.

We kindly encourage that you do not pack any nut products in your child's recess and lunch.



Student Safety and Birthdays Celebrations

Our school has a Health and Safety committee that ensures our policy and procedures are in line with Department of Education student health and hygiene guidelines.

Our school policies are aimed at protecting sensitive children from exposure to allergens present in food substances and to ensure adherence to new hygiene practices around minimising exposure to infectious diseases.

The Health and Safety committee has identified that the activity of bringing in food to celebrate a child's birthday as being a high risk to children with anaphylaxis and food allergy conditions, of which there is an increasing number in our schools. Additionally, we are unable to ensure that food products have been handled in line with hygiene and infection control procedures. Therefore, to mitigate this risk and to ensure the safety of all children, our policy is that you ***do not send food, such as cakes, lollies etc. in with your child to celebrate his or her birthday with their class.***

Teachers will continue to acknowledge and make children feel special on their birthday but it will be done without the sharing of food.



Lost Property

- The lost property box is located outside the office.
- To minimise losing property, all parents are encouraged to label all of their child's property, including uniform, hats, lunch boxes and water bottles.



Bringing Valuables to School

- We ask that all students do not bring valuable items to school.
- Students may bring a small toy from home, labelled with your child's name. However, the school takes no responsibility for lost items.
- If it is considered valuable by your child, then it is best to keep it safe at home.



Wet Weather

- Please ensure your child has a raincoat in their bag.
(No umbrellas for students in K-2 please)



Permission to Publish

Your child's permission to publish at Nirimba Fields Public School will allow teachers to, but not limited to, celebrate your child and their learning in school presentations, school publications and films, school social media accounts and websites.

This information may include your child's name, age, class and information collected at school such as photographs, sound and visual recordings of your child and your child's work.



Excursions and Incursions

- Teachers are busily looking into a range of exciting excursion and/or incursion opportunities for our students.
- Details of any upcoming excursions/incursions will be communicated well in advance.
- These notes will outline payment procedures, permission requirements and any other relevant information. Payment and permission will be on School Bytes unless advised otherwise.



Extra Curricular Activities

- K-2 Choir
- K-2 Dance
- iCode (run by external business on school grounds)
- Cool Kids MUSIC (run by external business on school grounds)
- Drawing Class (run by external business on school grounds)



Homework

Homework activities at home consist of the following:

- A K-6 wellbeing activity is sent home Week 4, commencing in Term 2. This replaces normal weekly homework.
- A homework grid is sent home Fridays and returned Thursday
- K-2 Home Reading – Little Learners Love Literacy online
- Mathletics – online mathematics activities

Some tips for parents about homework:

- Get into a routine.
- Set a regular time to complete reading online and read 5-10 minutes daily. It's great for your child to read aloud to you.
- We hope you enjoy sharing time with your child completing these activities.

Stage of Learning	Recommended Minimum Daily Reading Session
Early Stage One (Kindergarten)	5 minutes
Stage One (Year 1 & 2)	5-10 minutes
Stage Two (Year 3 & 4)	10-15 minutes
Stage three (Year 5 & 6)	15 minutes+



Little Learners Love Literacy Online - Home Reading Program



Log in details for Kindergarten will be sent home when students have been explicitly taught Stage One sounds m, s, f, a, p, t, c, l and blending these sounds to read simple words.

Students are encouraged to read the same book for a minimum of three (3) times. Rereading books contributes to developing pronunciation, intonation (Intonation is the changing of tone in a person's voice when sounding out particular words. It often reflects emotion, emphasis and attitudes when speaking), and word recognition. By hearing and seeing the same words in context, children learn to associate visual symbols with their corresponding sounds, enhancing their reading fluency.



NFPS Home Reading Program

Home Reading Log Parent Information:

- Students are asked to read for at least five (5) minutes each night.
- **Only one (1) session** may be recorded each night during the term.
- Parents may record up to seven (7) nights of home reading on the log card each week.
- The date and the name of the book should be recorded along with a parent signature.
- The same book may be recorded three **(3) times only** onto the log card. If your child is reading a longer chapter book, it can be recorded more than three (3) times as long as the chapters/page numbers have been recorded.
- After 100 sessions of home reading, children will be given a Principal's Reading Award with 3 Pelican Tokens and your child will be a member of the 100 Club.
- Each time 100 sessions are recorded another Principal's Reading Award will be presented. Enjoy your reading!!

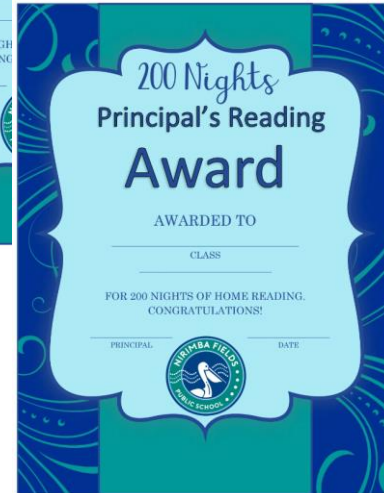
Kindergarten Home Reading Log

Name: _____ Class: _____

	Date	Title of Book	Parent's Signature
1			
2			
3			
4			
5			
6			
7			
8			
9			
10			
11			
12			
13			
14			
15			
16			
17			
18			
19			
20			
21			
22			
23			
24			
25			

Home Reading Log Parent Information:

- Students are asked to read for at least five (5) minutes each night.
- **Only one (1) session** may be recorded each night during the term.
- Parents may record up to seven (7) nights of home reading on the log card each week.
- The date and the name of the book should be recorded along with a parent signature.
- The same book may be recorded three **(3) times only** onto the log card. If your child is reading a longer chapter book, it can be recorded more than three (3) times as long as the chapters/page numbers have been recorded.
- After 100 sessions of home reading, children will be given a Principal's Reading Award with 3 Pelican Tokens and your child will be a member of the 100 Club.
- Each time 100 sessions are recorded another Principal's Reading Award will be presented. Enjoy your reading!!



Attendance

What do I do if my child:

..will be going on a holiday during the school term?

- Parent/carers will need to notify the front office of their child's intended leave. They will need to fill in and return the *Leave of Absence* form indicating the duration of your leave, the reason for the leave and the date of return.
- The Department of Education does not accept family holidays and travel as reasons for exemption from school. An application for a Certificate of Extended Leave for Travel must be applied for through the school office for leave of more than 5 days and approved by the Principal. The application needs to be made a minimum of ten school days before travel and documents such as air/ship/train tickets, accommodation confirmation or a travel itinerary for domestic and/or international travel must be provided.

..has been absent from school?

- If your child is sick and cannot attend school, the parent/carer will need to respond either via the School Bytes app that is sent from the school or you will need to send a note upon your child's return explaining your child's absence, listing the date/s of absence, and this should be handed to the classroom teacher

..comes to school late

- If your child comes to school late, a parent must accompany the child to the office to explain the reason for the late arrival. Your child will then receive a note with their arrival time to present to their classroom teacher. A record of lateness will be made on the roll.

..has to leave school early

- If your child must leave early, early leave notes must be obtained from the school office by a parent. The parent will be asked the reason why they need to leave early and this will be recorded on the roll. Your child will then be called to the office for you to collect.
- Doctor's appointments should, wherever possible, be made out of school hours.



Attendance

Days missed = years lost

A day here and there doesn't seem like much, but...

When your child misses just... they miss weeks per year and years over their school life

1 day per fortnight = **4** weeks = Over **1** year missed

1 day per week = **8** weeks = Over **2.5** years missed

education.nsw.gov.au

Minutes lost = days lost per year

A couple of minutes here and there doesn't seem like much, but...

When your child misses just... they miss days per year

5 mins per day = **3** days

30 mins per day = **18** days

Patterns of lateness can have a serious impact on your child's education.

education.nsw.gov.au

EVERY DAY COUNTS....

A day here or there doesn't seem like much, but...

When your child misses just...	that equals...	which is...	and therefore, from Kindy to Year 12, that is...	This means that the best your child can achieve is...
1 day each fortnight	20 days per year	4 weeks per year	Nearly 1 ½ a years of school	Equal to finishing Year 11
1 day a week	40 days per year	8 weeks per year	Over 2 ½ years of school	Equal to finishing Year 10
2 days a week	80 days per year	16 weeks per year	Over 5 years of learning	Equal to finishing Year 7
3 days a week	120 days per year	24 weeks per year	Nearly 8 years of learning	Equal to finishing Year 4

Give your child every chance to succeed...

Every day counts!

- Monday
- Tuesday
- Wednesday
- Thursday
- Friday



Throughout the Week

	Monday	Tuesday	Wednesday	Thursday	Friday
Sport Day		Kindergarten Sport (Sport shoes, sports uniform and hat required)			
Library Day				K Nectarine K Fuchsia	K Lilac
Executive Curriculum Release Day				K Lilac Miss Everingham	
K-6 Assembly			K-2 Assembly 2:15pm Term 1 – Weeks 6 & 10 Terms 2-4 – Weeks 5 & 10		
Scripture				Scripture	



Release from Face to Face teaching (RFF)


Release from Face to Face Teaching

Teachers are entitled to 2hrs of RFF per week for planning and programming.

RFF Teacher – Mrs Arbolino
Creative Arts

Library RFF Teacher – Mrs Griglio
Library borrowing will occur during this time.

Curriculum Release RFF for Assistant Principals – Miss Everingham
Miss Everingham takes the class one day a week whilst the Assistant Principals partake in executive responsibilities such as curriculum development, general organisation etc.



Mrs Arbolino



Mrs Griglio



Key Learning Areas

English	Oral language and communication Vocabulary Phonological Awareness Print conventions Phonics Reading Fluency Reading comprehension Creating written texts Spelling Handwriting Understanding and responding to literature	Mathematics	Representing whole numbers Combining and separating quantities Forming groups Geometric measure Two-dimensional spatial structure Three-dimensional spatial structure Non-spatial measure Data
Science	Physical World, Living World, Material World, Earth and Space, Digital Technologies	PDHPE	Health, Wellbeing and Relationships Movement Skills and Performance Healthy, Safe and Active Lifestyles
History Geography	<u>Kindergarten:</u> Personal and Family History People live in Places	Creative Arts	Drama, Music, Dance, Visual Arts



Best Start

Teachers are busily completing Best Start Assessments.


The Best Start Kindergarten Assessment is a state-wide assessment that helps show teachers the literacy and numeracy skills of each student at the beginning of Kindergarten. This helps teachers to plan lessons to best support the learning needs of every child.

The Best Start Kindergarten Assessment provides teachers with the opportunity to sit with a child one on one, focusing on what that child can do.

The assessment is not a test but provides teachers with useful information to help support your child's learning at school.



K Lilac Class and Student Expectations



Name: _____

●	●	●		

Negative Consequences 😞

- ☹️ Name on board = Warning
- X = 5 minute reflection
- XX = 10 minute reflection
- XXX = 15 minute reflection
- ☹️ Phone call to parents

Positive Rewards Menu 😊

- Positive praise
- Stamp on Ten Frame
- Stickers
- Excellence Award
- Peli-can Token
- Show class work to Assistant Principal or Principal
- Positive note home



K Fuchsia Class and Student Expectations



Negative Consequences

- ☹️
- ⊕ Name on board = Warning
- X = 5 minute reflection
- XX = 10 minute reflection
- XXX = 15 minute reflection
- ☎️ Phone call to parents

Positive Rewards Menu

- Positive praise
- Stamp on Ten Frame
- Stickers
- Excellence Award
- Peli-can Token
- Show class work to Assistant Principal or Principal
- Positive note home 😊

WE ARE FOCUSED LISTENERS


Bloom Together

Our target is **10**

We are working towards Extra Brain Break by tucking our chairs in.

Hands on TOP

That means STOP! 🚫



PELI-CAN TOKEN

SAFE RESPECTFUL LEARNER

WISDOM - FLOURISH - PERSIST - SUCCEED



K Fuchsia Mindfulness and Self-Regulation

Each day after recess and lunch break, students will engage in 5 mins of mindfulness relaxation activities.



The benefits of this is to increase student focus and well-being, shifting their mindset from being out on the playground to returning into the classroom ready to learn.



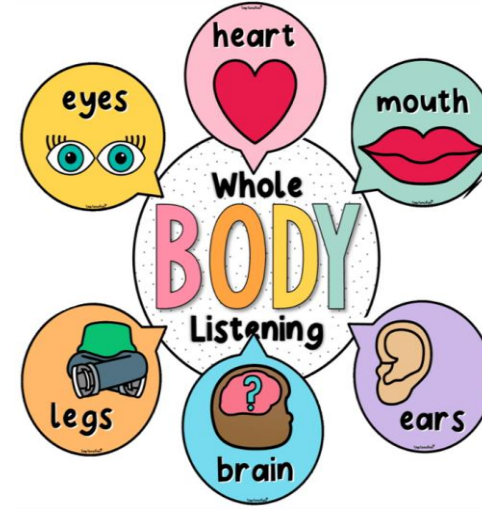

K Nectarine Class and Student Expectations



Bloom Together

Our target is **20**

We are working towards **extra brain break** by **tucking our chairs in**.




Negative Consequences

- ☹️
- ⊕ Name on board = Warning
- X = 5 minute reflection
- XX = 10 minute reflection
- XXX = 15 minute reflection
- ☎️ Phone call to parents

Positive Rewards Menu

- ☑️ Positive praise
- ☑️ Stamp on Ten Frame
- ☑️ Stickers
- ☑️ Excellence Award
- ☑️ Pelican Token
- ☑️ Show class work to Assistant Principal or Principal
- ☑️ Positive note home 😊



K Nectarine Mindfulness and Self-Regulation

Each day after recess and lunch break, students will engage in 5 - 10 mins of mindfulness relaxation activities.



The benefits of this is to increase student focus and well-being, shifting their mindset from being out on the playground to returning into the classroom ready to learn.



Whole School Recognition



Excellence Award

Presented to _____ Class _____

For _____



Class Teacher

Principal

Date

Nurture-Flourish-Persist-Succeed

Peli-Can Prize Board

<p>Wear your slippers for a day.</p>	<p>Be the office helper for the day.</p> <p>3-6</p>	
<p>Choose the bell song for the week.</p>	<p>Bring a pillow to sit on for the week.</p>	<p>Help look after the edible garden for the week.</p>
<p>A Zooper Dooper</p>	<p>First choice of sports equipment for the week.</p>	<p>15 minutes free time with a friend.</p>
<p>Choose a game for your class to play.</p>	<p>Be the class messenger for the week.</p> <p>K-2</p>	<p>Canteen Fast Pass for the following week.</p>



Literacy and Numeracy Rotations

Students in K-2 will engage in rotations involving Literacy and Numeracy activities. These activities are designed for consolidation of concepts and skills explicitly taught in the classroom.

Many activities involve hands-on experiences. Research shows that when children are engaged in activities that require movement, talking and listening it activates multiple areas of the brain and they are more likely to retain information.



Synthetic Phonics Program

We are excited to be helping your little one with a fun, engaging and evidence-based literacy program this year.

What can you expect?

We teach with Little Learners Love Literacy® – a structured and explicit program with engaging **multisensory activities**. It is carefully sequenced in seven stages to teach children the 44 sounds of the English language and the principles of the alphabetic code (that each speech sound can be represented by different groups of letters, such as the sound /i/ as in **l**, **sky**, **pie**, **ice**, **cycle**, and that a letter (or group of letters) can represent different sounds, such as the letter 'y' in **yes**, **gym**, **funny**, **sky**).

Little Learners Love Literacy® Seven Stages



Multisensory activities engage more than one sense at a time. Using sight, hearing, movement, and touch gives students more than one way to connect with what they are learning.



Synthetic Phonics Program

Did you know that learning the alphabetic code gives children the knowledge to read and spell 84% of ALL words? (Hanna, Hanna, Hodges, and Rudorf, 1966)

Kindergarten



We start with teaching the simple code (single sounds and consonant digraphs i.e. 'ch', 'sh', 'th' etc. in Stages 1–4. We will focus on phonics and phonemic awareness to build the strongest foundations for reading and spelling success. We will also focus on building vocabulary and oral language skills to develop equally strong foundations for comprehension and writing.

Meet Milo and friends

In the first few weeks of term, Kindergarten will be learning our Stage 1 letters and sounds. We will be enjoying the Milo's Birthday Surprise storybook, meeting a new character and sound regularly. We will also learn to blend sounds to say words and segment them for spelling, as well as learning handwriting.

Decodable books

Once we finish teaching Stage 1, we will start to use Pip and Tim decodable books. These are our secret to success – our 'no tricks' books. Each story practises the sounds and letters that we have taught, so children will be able to read the books themselves by sounding out and blending (and no guessing!).



Synthetic Phonics Program

HOW CAN I HELP AT HOME?

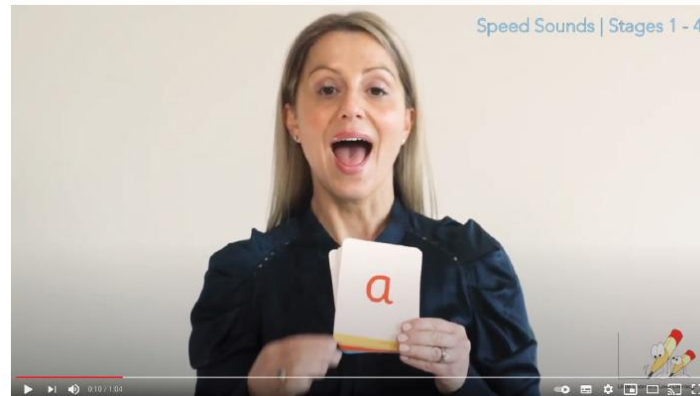
Say the sounds

Say the 'pure' sounds without an 'uh' sound on the end; for example, 'lillll' rather than 'luh'. You can listen to the sounds on the Little Learners Love Literacy® YouTube channel:

<https://www.youtube.com/playlist?list=PLqYmfYR0YSebe59GeW6R6HEQF3Hj4AZhZ>

Practise reading and decoding

When reading with your child, encourage them to sound out to read unknown words. Remember that this is the beginning of your child's learning to read journey and, just as when they were learning to walk, your child will need support to build confidence reading.



Thank you for joining us

We are looking forward to a wonderful year working with you and your child as well as forming and maintaining home-school partnerships.

The K-2 teachers wish to ensure that your child has an enjoyable and successful year. If you have any concerns, please contact your child's teacher through the office to arrange a suitable time to speak to them.

